

**Three
Wheel**

**1-2 ton
AC ELECTRIC
FORKLIFT**



S SERIES

HELI

CHINESE EXPORT BRAND

Recommended
By China Chamber of Commerce for Import and Export of Machinery
And Electric Products



AC ELECTRIC FORKLIFT **THREE WHEEL 1-2 ton**

S SERIES

HELI

Newly designed wide-view mast



The newly designed wide-view mast enlarges operators' view effectively and lessens the blind area to provide a clearer vision.

↑ 14%
THE OPERATOR'S VISION INCREASES


Excellent steering system



The Steering system with new technologies not only provides a smoother swerve and faster positioning & steering, but also effectively lowers down the noise.

- ✓ Electronic differential
- ✓ New integrated load-sensing steering
- ✓ Double paralleled steering wheel
- ✓ Power Steering
- ✓ Turn around in situ
- ✓ Automatic slow-down device while steering

Dual AC drive motor



The powerful dual AC drive motors greatly enhance the performance of acceleration, driving, loading /unloading and grade ability.

↑ 11% THE MAXIMUM DRIVING SPEED WITHOUT LOAD INCREASES
↑ 18% THE MAXIMUM DRIVING SPEED WITH LOAD INCREASES




High efficiency loading/unloading performance

The innovative design and configuration of hydraulic system improve the working efficiency largely and provide a very efficient loading/unloading.

↑ 20%
THE MAXIMUM LIFTING SPEED WITHOUT LOAD INCREASES

↑ 12%
THE MAXIMUM LIFTING SPEED WITH LOAD INCREASES



- ✓ New low-speed & high-torque lifting motor
- ✓ MOSFET lifting controller
- ✓ New low-noise gear pump with differential tooth technology
- ✓ New dynamic load sensing technology in hydraulic system

Enough operation space

The new optimization layout widens the operator space for ensuring more comfortable and convenient operation.



↑ 13%
THE OPERATOR SPACE INCREASES

More intelligent performance

- ✓ AC traction controller
- ✓ Emergency power shut-down
- ✓ Controller self-protecting
- ✓ Standard CAN BUS
- ✓ Self-braking on ramp
- ✓ Preventing disordered operating
- ✓ Operator presence sensing system
- ✓ Speed selection function (normal/cutback)



ZAPI CONTROLLER



CURTIS CONTROLLER

Better Stability

As the front overhang reduces 10mm, and the center of truck gravity lowers 12%, the truck has a better stability

↓ 10mm
THE FRONT OVERHANG REDUCES

↓ 12%
THE CENTER OF TRUCK GRAVITY LOWERS



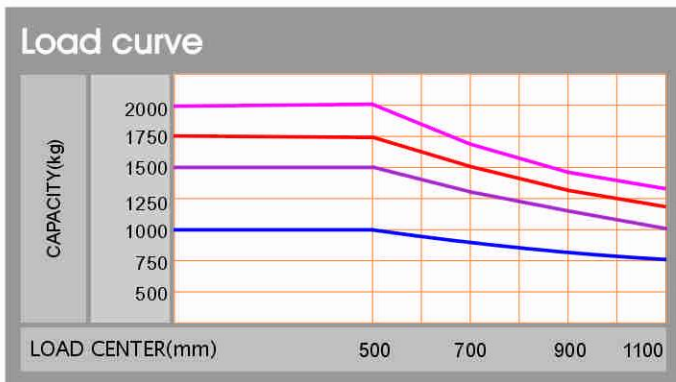
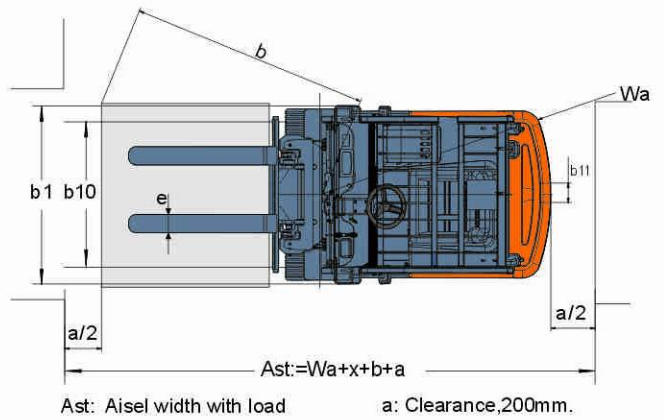
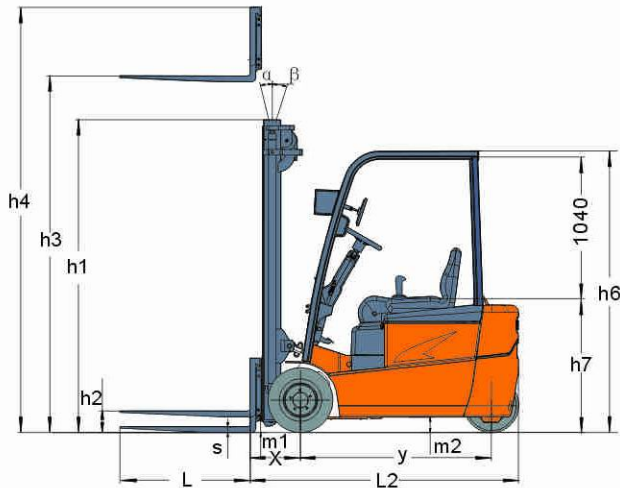


AC ELECTRIC FORKLIFT **Three wheel 1.2 ton**



Manufacturers Data and Design Characteristics

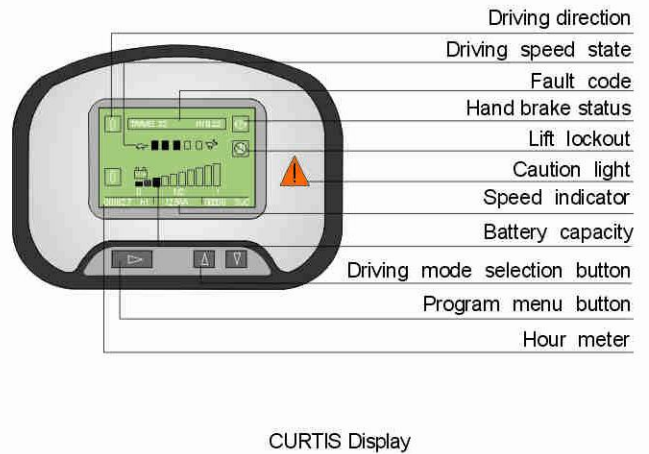
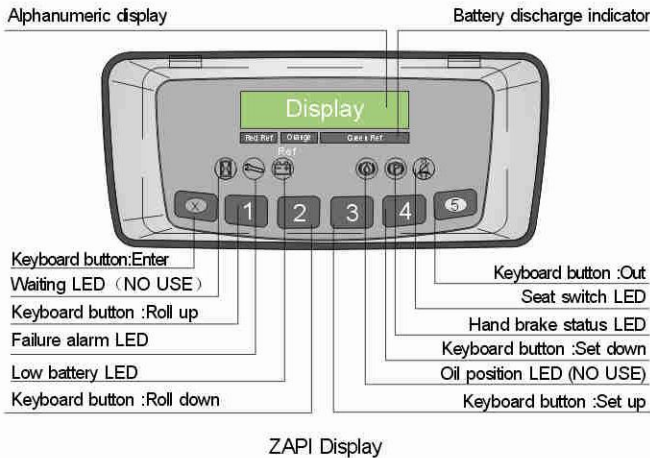
Characteristics			HELI							
			CPD10S		CPD15S		CPD18S		CPD20S	
			CQ1/CQ2	FQ1/FQ2	CQ1/CQ2	FQ1/FQ2	CQ1/CQ2	FQ1/FQ2	CQ1/CQ2	
1.01	Manufacture's Name		HELI							
1.02	Model Designation		CPD10S		CPD15S		CPD18S		CPD20S	
1.03	Configuration Number		CQ1/CQ2	FQ1/FQ2	CQ1/CQ2	FQ1/FQ2	CQ1/CQ2	FQ1/FQ2	CQ1/CQ2	
1.04	Load Capacity	Q (kg)	1000		1500		1750		2000	
1.05	Load Center	c (mm)	500		500		500		500	
1.06	Power Type		Battery		Battery		Battery		Battery	
1.07	Operator Type		Seated		Seated		Seated		Seated	
1.08	Wheelbase	y (mm)	1250		1250	1350	1455	1350	1455	
Wheels & Tyres										
2.01	Tyre Type		superelastic		superelastic		superelastic		superelastic	
2.02	Tyres Number (Front/Rear)		2/2		2/2		2/2		2/2	
2.03	Tread(centre of tyre),front	b10 (mm)	926		926		925		925	
2.04	Tread(centre of tyre),rear	b11 (mm)	163		163		190		190	
2.05	Tyre Size, Front		18×7-8		18×7-8		200/50-10		200/50-10	
2.06	Tyre Size, Rear		15×4.5-8		15×4.5-8		16×6-8		16×6-8	
Dimensions										
3.01	Load Distance	x (mm)	318		321		321		331	
3.02	Mast Tilt Angle,F/R	α/β (°)	5/7		5/7		5/7		5/7	
3.03	Height with Mast Lowered	h1(mm)	2220		2220		2220		2220	
3.04	Free Lift	h2(mm)	122		125		125		135	
3.05	Standard Lift Height	h3(mm)	3300		3300		3300		3300	
3.06	Height with Mast Extended	h4(mm)	4330		4330		4330		4330	
3.07	Overhead Guard Height	h6(mm)	2080	1980	2080	1980	1980		1980	
3.08	Seat Height	h7(mm)	1000	910	1000	910	910		910	
3.09	Fork Size	s/e/L(mm)	32×100×770		35×100×920		35×100×920		45×100×920	
3.10	Fork Carriage to DIN 15173 A/B		2A		2A		2A		2A	
3.11	Length to fork face	L2(mm)	1779	1784	1783	1888	2016	1895	2016	
3.12	Overall Width	b1(mm)	1070		1070		1124		1124	
3.13	Outside Turning Radius	Wa(mm)	1445		1445		1660		1660	
3.14	Ground Clearance at mast ,Loaded	m1(mm)	90		90		90		90	
3.15	Ground Clearance at centre of wheelbase ,Loaded	m2(mm)	100		100		100		100	
3.16	Right Stack Aisle width (Pallet size 1000x1000mm, clearance:200mm)	Ast(mm)	3075		3080	3180	3305	3185	3305	
3.17	Right Stack Aisle width (Pallet size 1200x1200mm, clearance:200mm)	Ast(mm)	3300		3300	3400	3530	3410	3530	
Performances										
4.01	Travel Speed,with/without load	km/h	14.2/15.4	14.5/15.5	14.2/15.4	14.5/15.5	14.2/15.5	14.2/15.4	14.0/15.3	
4.02	Lifting Speed,with/without load	m/s	0.30/0.44		0.30/0.43		0.29/0.48		0.27/0.48	
4.03	Lowering Speed	m/s	0.45		0.45		0.45		0.45	
4.04	Gradient performance with load	%	27		24		22		20	
4.05	Max. draw bar pull with load	N	11550		11920		15420	15420	17390	
4.06	Acceleration time (10 metres) W/O load	s	4.5/4.0		4.5/4.0		4.7/4.2		4.9/4.5	
Weight										
5.01	Total Approximate Weight(W/O battery)	kg	2900/2161	2820/2260	3160/2421	3080/2372	3340/2590	3420/2480	3540/2600	
5.02	Axle Loading*: Unloaded,Front/Rear	kg	1484/1416	1412/1408	1476/1648	1537/1543	1590/1750	1580/1650	1690/1850	
5.03	Axle Loading*: Loaded,Front/Rear	kg	3173/727	3103/717	4006/654	4035/545	4525/645	4360/620	4920/700	
Battery										
6.01	Battery Voltage/rated capacity(5h)	V/Ah	48/420	48/330	48/420	48/440	48/600	48/480	48/600	
6.02	battery weight	kg	739(700-780)	560(532-588)	739(700-780)	708(673-743)	940(900-1000)	750(700-800)	940(900-1000)	
6.03	Battery to DIN 43531/35/36/A/B/C		43531A	43531A	43531A	43531A	43531B	43531B	43531B	
Motor & Controller										
7.01	Drive Motor - 60 Min. Rating	kW	2×4.5		2×4.5		2×4.5		2×4.5	
7.02	Pump Motor - 15 Min. Rating	kW	7.5		7.5		8.6		10.5	
7.03	Drive Motor Control Method		Mosfet/AC		Mosfet/AC		Mosfet/AC		Mosfet/AC	
7.04	Pump Motor Control Method		Mosfet/DC		Mosfet/DC		Mosfet/DC		Mosfet/DC	
7.05	Service Brake/Parking Brake		Hydraulic/Mechanical		Hydraulic/Mechanical		Hydraulic/Mechanical		Hydraulic/Mechanical	
7.06	Relief Pressure	Mpa	14.5		14.5		17.5		17.5	



CPD10S CPD15S CPD18S CPD20S

Note:

Vertical axle stands for load capacity while horizontal axle stands for load center. Load center is the distance counted from the front of the fork. The base point of the standard load is the center point of the cubic with the same 1000mm dimension in length, width and height. The load capacity should be down, if mask tilts forward, using non-standard forks or loading goods with extra width. Please notice the different load capacity between different load centers according to load chart.



BATTERY COMPARTMENT SIZE			
MODEL	COMPARTMENT SIZE	Battery specifications	
	WD × LG × HT	SIZE	STANDARD
CPD10/15S-CQ	845 × 433 × 789	835 × 418 × 784	DIN 43531A
CPD10S-FQ	845 × 433 × 660	830 × 414 × 627	DIN 43531A
CPD15S-FQ	845 × 533 × 660	830 × 522 × 627	DIN 43531A
CPD18S-FQ	1040 × 460 × 660	1030 × 439 × 627	DIN 43531B
CPD18/20S-CQ	1040 × 540 × 660	1030 × 529 × 627	DIN 43531B

WIDE VIEW MAST

Mast model	Max. Lift height (mm)	Capacity at 500mm;load center				Height with mast lowered (mm)		Tilting Angle (F/B)
		CPD10S	CPD15S	CPD18S	CPD20S	1.0-2.0t		
M200	2000	1000	1500	1750	2000	1580		5/7
M250	2500	1000	1500	1750	2000	1830		5/7
M300	3000	1000	1500	1750	2000	2080		5/7
M330	3300	1000	1500	1750	2000	2220		5/7
M350	3500	1000	1500	1750	1950	2330		5/7
M370	3700	1000	1450	1750	1900	2430		5/7
M400	4000	1000	1400	1700	1850	2630		3/5
M425	4250	1000	1350	1650	1800	2755		3/5
M450	4500	1000	1300	1600	1750	2880		3/5
M500	5000	900	1200	1500	1650	3130		3/5
M550	5500	750	1000	1300	1400	3430		3/3
M600	6000	500	700	950	1100	3680		3/3

WIDE VIEW FULL FREE 2-STAGE MAST

Mast model	Max. Lift height (mm)	Capacity at 500mm;load center				Height with mast lowered (mm)		Free lift (with Backrest)	Tilting Angle (F/B)
		CPD10S	CPD15S	CPD18S	CPD20S	1.0-2.0t		1.0-2.0t	
ZM200	2000	1000	1500	1750	2000	1580		570	5/7
ZM250	2500	1000	1500	1750	2000	1830		820	5/7
ZM300	3000	1000	1500	1750	2000	2080		1070	5/7
ZM330	3300	1000	1500	1750	2000	2220		1210	5/7
ZM350	3500	1000	1450	1750	1950	2330		1320	5/7
ZM370	3700	1000	1400	1750	1900	2430		1420	5/7
ZM400	4000	1000	1350	1700	1850	2630		1620	3/5
ZM425	4250	1000	1300	1650	1800	2755		1745	3/5
ZM450	4500	1000	1300	1600	1750	2880		1870	3/5
ZM500	5000	900	1200	1500	1650	3130		2120	3/5
ZM550	5500	750	1000	1250	1400	3430		2420	3/3
ZM600	6000	500	650	900	1000	3680		2670	3/3

NOTE: The free height of full free 2-stage mast without backrest increase +399mm

WIDE VIEW FULL FREE 3-STAGE MAST

Mast model	Max. Lift height (mm)	Capacity at 500mm;load center				Height with mast lowered (mm)		Free lift (with Backrest)	Tilting Angle (F/B)
		CPD10S	CPD15S	CPD18S	CPD20S	1.0-2.0t		1.0-2.0t	
ZSM360	3600	1000	1400	1750	1900	1770		760	3/5
ZSM400	4000	1000	1300	1700	1850	1905		895	3/5
ZSM435	4350	1000	1280	1650	1800	2020		1010	3/5
ZSM450	4500	1000	1250	1600	1750	2070		1060	3/5
ZSM470	4700	1000	1250	1600	1700	2140		1130	3/5
ZSM480	4800	1000	1200	1550	1650	2170		1160	3/5
ZSM500	5000	900	1100	1500	1600	2270		1260	3/5
ZSM540	5400	750	950	1200	1350	2405		1395	3/3
ZSM550	5500	700	900	1150	1300	2440		1430	3/3
ZSM600	6000	500	600	850	950	2620		1610	3/3
ZSM620	6200	350	500	750	850	2710		1700	3/3
ZSM650	6500		350	650	750	2810		1800	3/3

NOTE: The free height of full free 3-stage mast without backrest increase
 1.8-2t Free lifting height without bracket: +436mm
 1-1.5t Free lifting height without bracket: +449mm



Renewable energy technologies

With the use of the excellent load-sensing steering system and AC controlling renewable energy technologies, the forklift is more energy-saving and the working hour of the battery is extended by 15%.

↑ 15%
 THE PERFORMANCE OF BATTERY INCREASES



**THREE
WHEEL**
1-2 ton
**AC ELECTRIC
FORKLIFT**

STANDARD EQUIPMENT

ZF Drive unit includes Gearbox, AC-motor and oil-cooled disc brake
ZAPI /CURTIS MOSFET electronic travel controllers and lifting controller
High-mounted rear combination lights (back up, brake, turn signal)
3300mm STD 2-Stage mast
Front lights (turn signal & clearance)
Tilt cylinder(5 fwd/7 back)
Side view mirror
Carriage

OPTIONS

AC induction motor/AC controller hydraulic system
Full free 2-Stage mast
STD mast with other lifting height
Full free 3-Stage mast
Side-shifter(Hurg up,Integrated)
Colored tyre (white/green)

3-spool Control Valve
DC/DC Converter
Super-elastic tyre
Battery
Head lights
Standard fork
Load backrest

Nonstandard forks in length
Other attachments
Warning lights
Battery charger
Optional battery

ANHUI HELI CO., LTD.

ROOM 15 WEST WANGJIANG ROAD, HEFEI, ANHUI, P.R. CHINA

TEL (86 551)3639068,3639258,3639358

FAX (86 551)3639966

WEBSITE <http://www.helichina.com>

* Details of specifications and equipment are based on information available at the time of printing and may change without notice.



TOP1 FORKLIFT MANUFACTURING AND SALE
IN CHINA CONTINUOUSLY FOR 20 YEARS

AUTHORIZED DEALER