



General Description of the Company

Anhui Forklift Group Co., Ltd. (hereinafter referred to as AFG) is a state-owned company of Anhui Province. Its predecessor was Hefei Mining Machinery Factory established in 1958. AFG was established in 1992, with the research and development, manufacturing and sale of industrial vehicles, construction machineries and their key parts as its main business. It is presently the largest industrial vehicle research and development, manufacturing and export base in China with the most complete product line and industrial chain. Since 1991, it has been ranking NO.1 for 25 consecutive years in China and it's ranked NO.8 among the world's top 20 lift truck suppliers in 2014.

Anhui Heli Co., Ltd., a core holding subsidiary of AFG, comes into the stock market at Shanghai Stock Exchange Center in 1996 (Stock Code: Anhui Heli 600761).

AFG is a national innovative enterprise, a key hi-tech enterprise of the National Torch Plan, and its technical center was honored as the first level & the only national technical center among Chinese forklift enterprises. The brand "HELI" is a famous Chinese trademark. Its main products have achieved European CE Safety Certification, the US EPA environmental protection certification and system certifications of ISO9001, ISO14001 and OHSAS18001.



PRODUCTS RANGE



















ANHUI HELI CO., LTD.
 ADD: NO.668 Fangxing Street, Economic Development Zone, Hefei, P.R. China
 TEL: (86 551) 63633058, 63633059, 63633058, 63633058
 FAX: (86 551) 63633996
 WEBSITE: <http://www.helichina.net>
 Email: helih@helichina.net




© 2016 heli copyright
Catalog No.2016-03-C HELI Print
















Engine Powered Forklift

G Series	 <p>CPD10-18/CPQ(Y)D10-18 Rated Capacity 1000~1800kg Load Center 500mm Power Unit Diesel/Gasoline/LPG</p>	 <p>CPCD20-35/CPQ(Y)D20-35 Rated Capacity 2000~3500kg Load Center 500mm Power Unit Diesel/Gasoline/LPG</p>	 <p>CPCD50-100/CPQ(Y)D50-70 Rated Capacity 5000~10000kg Load Center 600mm Power Unit Diesel/Gasoline/LPG</p>		
	 <p>CPD10-18/CPQ(Y)D10-18 Rated Capacity 1000~1800kg Load Center 500mm Power Unit Diesel/Gasoline/LPG</p>	 <p>CPCD20-25/CPQ(Y)D20-25 Rated Capacity 2000~2500kg Load Center 500mm Power Unit Diesel/Gasoline/LPG</p>	 <p>CPCD30-35/CPQ(Y)D30-35 Rated Capacity 3000~3500kg Load Center 500mm Power Unit Diesel/Gasoline/LPG</p>	 <p>Narrow Aisle CPQ(Y)D20-32C Rated Capacity 2000~3200kg Load Center 500mm Power Unit Gasoline/LPG</p>	
H3 Series	 <p>CPD10-18/CPQ(Y)D10-18 Rated Capacity 1000~1800kg Load Center 500mm Power Unit Diesel/Gasoline/LPG</p>	 <p>CPCD20-35/CPQ(Y)D20-35 Rated Capacity 2000~3500kg Load Center 500mm Power Unit Diesel/Gasoline/LPG</p>	 <p>CPCD40-50/CPQ(Y)D40-50 Rated Capacity 4000~5000kg Load Center 500mm Power Unit Diesel/Gasoline/LPG</p>	 <p>CPCD50-100/CPQ(Y)D50-70 Rated Capacity 5000~10000kg Load Center 600mm Power Unit Diesel/Gasoline/LPG</p>	 <p>Side Forklift CCCD30-60 Rated Capacity 3000~6000kg Load Center 600mm Power Unit Diesel</p>
	 <p>CPD10-18/CPQ(Y)D10-18 Rated Capacity 1000~1800kg Load Center 500mm Power Unit Diesel/Gasoline/LPG</p>	 <p>CPCD20-35/CPQ(Y)D20-35 Rated Capacity 2000~3500kg Load Center 500mm Power Unit Diesel/Gasoline/LPG</p>	 <p>CPCD40-50/CPQ(Y)D40-50 Rated Capacity 4000~5000kg Load Center 500mm Power Unit Diesel/Gasoline/LPG</p>	 <p>CPCD50-100/CPQ(Y)D50-70 Rated Capacity 5000~10000kg Load Center 600mm Power Unit Diesel/Gasoline/LPG</p>	 <p>Side Forklift CCCD30-60 Rated Capacity 3000~6000kg Load Center 600mm Power Unit Diesel</p>
H2000 Series	 <p>CPD10-18/CPQ(Y)D10-18 Rated Capacity 1000~1800kg Load Center 500mm Power Unit Diesel/Gasoline/LPG</p>	 <p>CPCD20-35/CPQ(Y)D20-35 Rated Capacity 2000~3500kg Load Center 500mm Power Unit Diesel/Gasoline/LPG</p>	 <p>CPCD40-50/CPQ(Y)D40-50 Rated Capacity 4000~5000kg Load Center 500mm Power Unit Diesel/Gasoline/LPG</p>	 <p>CPCD50-100/CPQ(Y)D50-70 Rated Capacity 5000~10000kg Load Center 600mm Power Unit Diesel/Gasoline/LPG</p>	 <p>Side Forklift CCCD30-60 Rated Capacity 3000~6000kg Load Center 600mm Power Unit Diesel</p>

Electric Forklift

G Series	 <p>Four Wheel Counterbalance CPD10-25 Rated Capacity 1000~2500kg Load Center 500mm</p>	 <p>Cushion Electric CPD20-32C Rated Capacity 2000~3200kg Load Center 500mm</p>	 <p>Four Wheel Counterbalance CPD30-35 Rated Capacity 3000~3500kg Load Center 500mm</p>	 <p>Four Wheel Counterbalance CPD40-50 Rated Capacity 4000~5000kg Load Center 500mm</p>	 <p>Three Wheel (Front Drive) CPD10S-20S Rated Capacity 1000~2000kg Load Center 500mm</p>	 <p>Three Wheel (Rear Drive) CPD15SH-GA Rated Capacity 1500kg Load Center 500mm</p>
	 <p>Four Wheel Counterbalance CPD10-15 Rated Capacity 1000~1500kg Load Center 500mm</p>	 <p>Four Wheel Counterbalance CPD15-18 Rated Capacity 1500~1800kg Load Center 500mm</p>	 <p>Four Wheel Counterbalance CPD20-25 Rated Capacity 2000~2500kg Load Center 500mm</p>			
H2000/H3						

Warehouse Trucks

Reach Truck	 <p>CQD20-GB2S 2000kg, AC, seated type, mast reach and fork tilting, 48V/560Ah battery.</p>	 <p>CQD15 1500kg, AC, standing operation, mast reach, standard mast and triplex mast, 48V/320Ah battery.</p>	 <p>CQD16-20 2000kg, AC, seated operation, mast reach, standard mast and triplex mast, 48V/500Ah battery.</p>	 <p>CQDH15C 1500kg, AC, standing operation, scissors reach, duplex and triplex mast, 560Ah battery.</p>	 <p>CQDM12/15-810 1200~1500kg, AC Rider, EPS, mast reach, duplex and triplex mast, 260Ah battery.</p>		
Powerpallet	 <p>CB015-170 1500kg, DC walkie, mechanical steering, 70Ah battery.</p>	 <p>CB015-610 1500kg, DC walkie, mechanical steering, 70Ah battery.</p>	 <p>CB020-180 2000kg, AC walkie, mechanical steering, 140Ah battery.</p>	 <p>CB020-150 2000kg, AC walkie, EPS, 210Ah battery.</p>	 <p>CB020/25/30-460 2000~3000kg, AC Rider, EPS, 270Ah battery.</p>	 <p>CB020-490 2000kg, AC drive, EPS, semi-surrounded cabin, 260Ah battery.</p>	 <p>CB035-510/520/530 3500kg, AC drive, EPS, 360Ah battery.</p>
Stacker	 <p>CB006-20 Semi-stacker, 1000~1500kg, duplex 1800~3300 lifting height, 100Ah battery.</p>	 <p>CDD10-090/090T 1000kg, DC walkie, duplex mast, 2000~3300mm lifting height, 70Ah battery.</p>	 <p>CDD10-090/090T 1000kg, DC walkie, duplex mast, 1600~1950mm lifting height, 70Ah battery.</p>	 <p>CDD12/14/16/20 1200~2000kg, AC drive, duplex and triplex mast, EPS, industrial battery.</p>	 <p>CDD12/14/16-870 1200~2000kg, AC drive, counterbalanced, duplex and triplex mast, EPS, industrial battery.</p>	 <p>CDDH13/14-850 1200~1400kg, AC walkie, EPS, scissors reach, triplex mast, 345Ah battery.</p>	 <p>CQDH12A/15A/20A 1250~2000kg, AC Rider, scissor reach, duplex and triplex mast.</p>

Heavy Vehicle

Big Truck						
	<p>CPCD120/160</p> <p>Rated Capacity 12000~16000kg Load Center 600mm(900mm) Power Unit Diesel</p>	<p>CPCD140-180</p> <p>Rated Capacity 14000~18000kg Load Center 1200mm Power Unit Diesel</p>	<p>CPCD200-250</p> <p>Rated Capacity 20000~25000kg Load Center 1200mm Power Unit Diesel</p>	<p>CPCD280-320</p> <p>Rated Capacity 28000~32000kg Load Center 1200mm Power Unit Diesel</p>	<p>CPCD420-460</p> <p>Rated Capacity 42000~46000kg Load Center 1200mm Power Unit Diesel</p>	
Container Truck						
	<p>23 layers Empty Container Handler CPD160EC</p> <p>Rated Capacity 4500kg Load Center 1200mm Power Unit Diesel</p>	<p>5-6 layers Empty Container Handler CPD180EC</p> <p>Rated Capacity 8000kg Load Center 1200mm Power Unit Diesel</p>	<p>7-8 layers Empty Container Handler CPD250EC</p> <p>Rated Capacity 8000kg Load Center 1200mm Power Unit Diesel</p>	<p>Reach Stackers RSH45-28/32/36</p> <p>Rated Capacity (First row) 45000kg Power Unit Diesel</p>		

Tractor

Engine Power	 <p>QYCDQ(Y)YD20-25 Maximum Drawbar Pull 20~25kN Power Unit Diesel/Gasoline</p>	 <p>QYCD35-50 Maximum Drawbar Pull 35~50kN Power Unit Diesel</p>	 <p>QYCD60-80 Maximum Drawbar Pull 60~80kN Power Unit Diesel</p>	 <p>Flat Trailer TGP10~TCP800 Load Capacity 1~80T Hocking Height 450mm(Adjustable)</p>	
Electric	 <p>Three Wheel QYD30S~45S Load Capacity Operation 3000~4500kg Stand-Up</p>	 <p>Three Wheel QYD15S~QYD60S Load Capacity Operation 1500~6000kg Seated</p>	 <p>QYD80~250 Load Capacity Operation 8000~15000kg Seated</p>	 <p>Platform Truck BD10~50 Load Capacity Operation 1000~6000kg Seated</p>	 <p>Platform Truck BD150~300 Load Capacity Operation 16000~30000kg Seated</p>

Wheel Loader

 <p>HL915 Rated load 1800(vg) Rated power 37 ~ 45 kW@2200rpm Rated bucket capacity 0.7 m³ Rated dump height 2100mm Wheelbase 2100mm</p>	 <p>HL920 Rated load 2000(kg) Rated power 75kW@2400rpm Rated bucket capacity 1.0 m³ Rated dump height 2350mm Wheelbase 2350mm</p>	 <p>HL933II Rated load 3500kg Rated power 97 kW@2300rpm Rated bucket capacity 2.0 m³ Rated dump height 2400mm Wheelbase 2900mm</p>	 <p>HL953 Rated load 5000kg Rated power 162 kW@2200rpm Rated bucket capacity 2.8 m³ Rated dump height 3050mm Wheelbase 2920mm</p>	 <p>ZL50EII/HL956II Rated load 6000kg Rated power 162 kW@2200rpm Rated bucket capacity 3.0 m³ Rated dump height 3110/3128 mm Wheelbase 3370/3350 mm</p>	 <p>ZL50G/HL958 Rated load 6000kg Rated power 162 kW@2200rpm Rated bucket capacity 3.0 m³ Rated dump height 3110/3128 mm Wheelbase 3250 mm</p>
 <p>HL966/HL968 Rated load 6000kg Rated power 178 kW@2200rpm Rated bucket capacity 3.25 m³ Rated dump height 3450 mm Wheelbase 3450 mm</p>	 <p>HL956FT18 Fork loader Rated load 16000kg Rated power 162 kW@2200rpm Pallet fork length 1000mm Rated lift height 3210 mm Wheelbase 3370 mm</p>	 <p>HL933II Grass Clamp loader Rated load 3500kg Rated power 97 kW@2200rpm Max. open size of clamp 1115mm Min. close diameter 2324mm Clamp width 2324mm</p>	 <p>ZL50EII/HL956II Wood Clamp loader Rated load 5000kg Rated power 162 kW@2200rpm Max. open size of clamp 1115mm Min. close diameter 2324mm Clamp width 2324mm</p>		

Attachments

 <p>Attachments GC-series Slideshifters</p>	 <p>Attachments Bale Clamps</p>	 <p>Attachments Fork Positioners</p>	 <p>Attachments Paper Roll Clamps</p>
-------------------------------------------------------------------------------------------------------------------------------------------	-------------------------------------------------------------------------------------------------------------------------------	------------------------------------------------------------------------------------------------------------------------------------	--------------------------------------------------------------------------------------------------------------------------------------