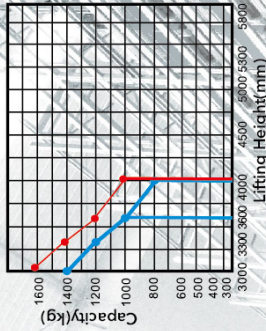


CTD14-920/CTD16-D920 Straddle Electric Stacker

Load Curve



CTD14-920
CTD16-D920

- #### Configuration and performance
- Electronic power steering system, light and low noise.
 - Two-way magnetic valves, three drop speed mode.
 - Drive unit floating bodies with patent design.
 - AC Driving system, No carbon brush, maintenance free.
 - Electromagnetic regenerative braking system.
 - Automatic lifting limit, proximity switch, long life.

Safety

- Curve automatic deceleration devices, more safe.
- Vehicle decelerates automatically at higher position.
- Stepless speed control system, safe and quiet.
- Controller with Multiple automatic protection.
- Emergency reversing device/Emergency brake switch.
- High position automatic reduction device.

Option

- Lithium battery

Economical straddle tyred stacker

Steering automatic deceleration

AC | EPS Down mode at 3speeds

Truck automatically decelerates while at higher lifting position

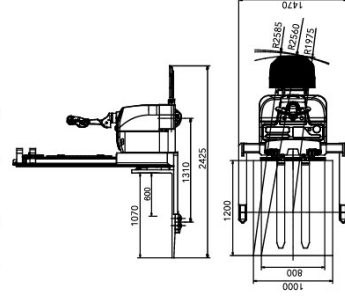
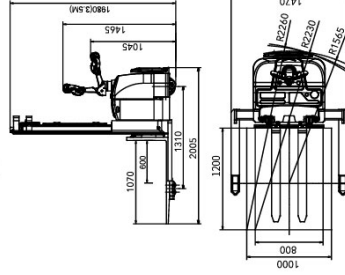
Type	Lift height (mm)	Mast type	Outside width between legs (mm)	Inside width between legs (mm)
CTD14-920	1400/2000/2500/3000/3300/3600/4000	Standard 2-STAGE	1170/1320/1470/1650/1970/1120/1270/1450	
CTD16-D920	1400/2000/2500/3000/3300/3600/4000	Standard 2-STAGE		



CTD14-920/CTD16-D920

Feature	CTD14	CTD16
Model	920	D920
Configuration No.	Straddle	Straddle
Type	Standard 2-Stage	Standard 2-Stage
Mast type	1400	1600
Load capacity	600	600
Load center	1310	1310
Wheel base		Walker/Stand On
Operating type		
Wheels	PU	PU
Wheels type	1/2/4	1/2/4
Wheels size		
Balance wheel/steering wheel		
Dimension		
Standard lift height	1400/2000/2500/3000/3300/3600/4000	1400/2000/2500/3000/3300/3600/4000
Lowered fork height	55	55
Fork size(length/width/thickness)	1070/100/40	1070/100/40
Overall length	2005/2425	2005/2425
Overall width	1470	1470
Max. extend height	1900/2000/2500/3000/3300/3600/4000	1900/2000/2500/3000/3300/3600/4000
Max. lowered height	1180/1330/1480/1780/2180/2580/2980	1180/1330/1480/1780/2180/2580/2980
Min. Turning radius	1565/1975	1565/1975
Min. Aisle width for pallets 800×1200	2230/2560	2230/2560
Min. Aisle width for pallets 1000×1200	2260/2585	2260/2585
Min. ground clearance	50	50
Performance		
Travel speed, laden/unladen	6/6	6/6
Lift speed, laden/unladen	130/180	130/180
Lowering speed, laden/unladen	100/230	130/230
Gradeability, laden/unladen	6/8	6/8
Electrical configuration		
Drive motor/Lift motor/Steering motor	AC1.5/DC3/DC0.15	AC1.5/DC3/DC0.15
Brake		Electromagnetic/Regenerative
Weight		
Battery voltage/ capacity	Lead-acid battery 24/280	Lithium battery (Optional) 24/200
Controller	ZAPI	ZAPI
Battery weight	99	99
Service weight with battery	1276	1140
	1336	1200

* Details of specifications and equipment are based on information available at time of printing and may change without notice.



ANHUI HELI CO., LTD.

ADD: NO.648 Fangxing Street, Economic Development Zone, Hefei, PR China
 TEL: (86 551) 63639068 (America) 63639258 (Europe) 63639358 (Asia)
 63662105 (Africa & Middle East) 63639530 (Key Accounts division)
 63662105 (Wheel loader)
 FAX: (86 551) 63639966
 WEBSITE: <http://www.heliforklift.net>
 Email: hel@helichina.net

AUTHORIZED DEALER