

CPCD 200-250

G2 Series Internal Combustion
Counterbalance Forklift Truck



HELI

20-25 t

G2 Series Internal Combustion
Counterbalance Forklift Truck



- Our products are constantly updated and improved. Parameters and design are subject to change without prior notice.
- The configuration and color of the products in figures may be different from the actual delivered model. Please in kind prevails.



ANHUI HELI CO., LTD.
Add / No.668, FangXing Road, Hefei, China
Fax / +86-551-63639966


Tel / +86-551-63639068(America); 63639258(Europe);
63639358(Asia); 63662105(Africa & Middle East);
63639530(Key Accounts division); 63662105(Wheel loader)

Design&Print:Fokell Printing 202.10.13

www.heliforklift.net

20-25 t

A Engine System



Original imported VOLVO TAD881VE diesel engine

- ▶ Low emissions, meeting Euro V emission standards;
- ▶ Long life cycle and low cost of ownership;
 - Excellent combustion economization;
 - Highly durable and reliable DPF+SCR post-treatment system;
 - Safer and fewer regenerations;
- ▶ Compact structure, simple installation and easy maintenance;
- ▶ High torque and fast response at low speed.

HELI



B Wide view and High Strength Lifting System



- ▶ Excellent front view which is benefit for the work safety improvement and working efficiency is provide with high strength wide view mast and fork positioner with side shifting.

C Gearbox & Torque Converter


Imported ZF 3WG211 transmission box

- ▶ Tiptronic intelligent gear shifting technology
- ▶ Smooth gear shifting without shock
- ▶ Easy gear shifting
- ▶ High efficient power matching
- ▶ Safe and reliable; low noise
- ▶ With fault diagnosis function



D Hydraulic brake system

- ▶ Axial piston variable pump with load sensing function is energy saving and silent.
- ▶ Hydraulic controlled pilot operation of control valve has remote control function and is easy and comfort for operation.
- ▶ Full hydraulic steering system with steering priority has easy and reliable operation and high reliability.
- ▶ Hydraulic wet type brake system is reliable, stable and free from maintenance.
- ▶ Separated oil tank for hydraulic and brake ensures oil cleanness and reduces the fault code of hydraulic system.



E Wet type drive axle

- ▶ **Maintenance free**
Specially designed structure and brake principle provides anti- dust and anti- water function and saves your maintenance cost.
- ▶ **Safe and reliable brake**
Working requirements such as Long time, high duty, short distance or frequent brake can be satisfied.



F Heli smart fleet management system (optional)

- ▶ Vehicle positioning
- ▶ Remote diagnosis
- ▶ Remote monitoring
- ▶ Maintenance reminder
- ▶ Statistical form
- ▶ Vehicle management
- ▶ Identification recognition (optional)
- ▶ Weight management (optional)



G Standard configuration of OPS

- ▶ **OPS for the whole truck**
Truck power will be cut automatically and the truck can not travel.

Dead lock for travelling



H Comfortable and convenient

- ▶ Adjustable steering wheel
- ▶ Full suspension seat
- ▶ Integrated console
- ▶ Easy to get on and off



I Easy and high efficient daily inspection

Cab electric tilting system

- ▶ Automatic tilting system facilitates interior maintenance; Hydraulic drives tilting cylinder with electric assistance making cab tilt 60° right ward which makes maintenance easy.

Engine hood with large opening angle

- ▶ Open type engine hood which can be open through self- lock spring ensures easy and high efficient maintenance.



Performance specifications

Model	Unit	CPCD200-V1Z-12G2	CPCD250-V1Z-12G2
Rated capacity		20000	25000
Load center	kg	1200	
Power type	mm	Diesel engine	
Lifting speed (unloaded/loaded)		310/290	
(Descenting speed unloaded/loaded)	mm/s	≥300/≤600	
Max.Travelling speed(loaded/unloaded)	mm/s	22/24	
Max. Gradeability(loaded)	km/h	27	
Tire	Type(front/rear)	Pneumatic tire 4/2	
	Size	14.00-24-28PR	
Battery voltage/capacity		24/150	
Engine	Manufacture Model	V/Ah	VOLVO TAD881VE
	Rated output/ Speed		185/2200
	Max. torque/ Speed	kW/rpm	1160/1350
	Cylinder number	Nm/rpm	6
	Displacement		7.7
Transmission gear shift (front/rear type)		L	3/3 Hydraulic reversing

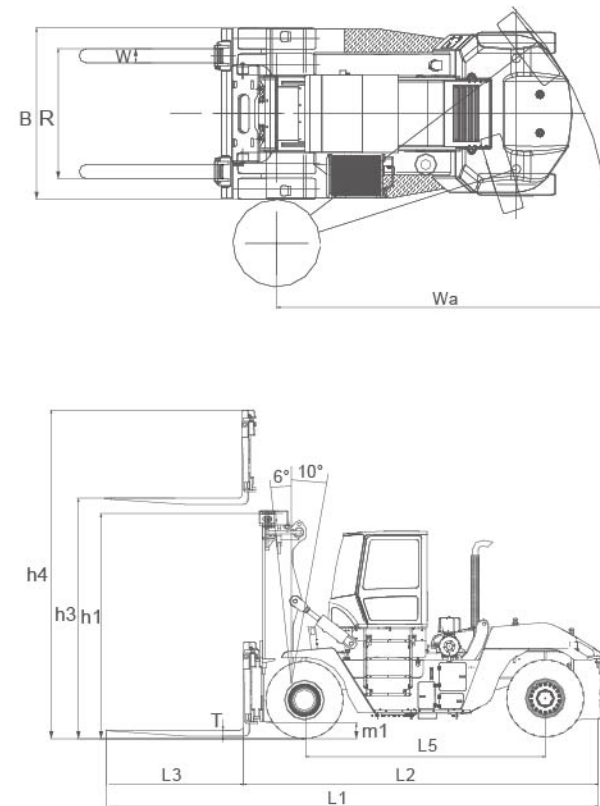
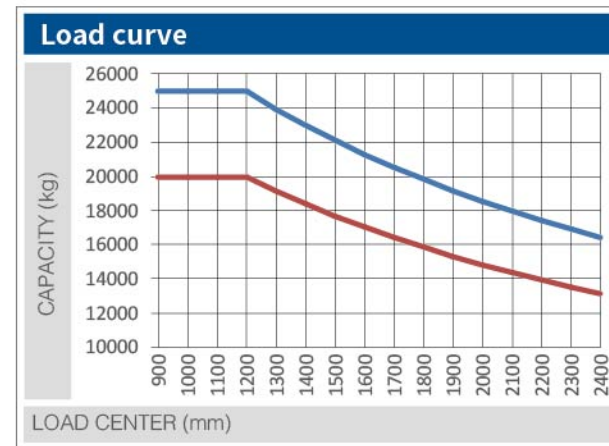
Standard Configuration

Wide view mast	Side-shifting Fork Positioner	Gauge for brake oil	Variable syestem
Standard fork	Electric horn	Hydraulic oil level gauge	Durable tire with decorative pattern
Steering indicator	Electro-hydraulic changing-over	Four-piece control valve	Tile and adjustable steering column
Back-up mirror	Mechanical type air filter obstruction alarm	Tilt self-lock valve	Traction pin
Front combination lamp	Air conditioning	Flow regulator of lifting oil circuit	High exhaust
Rear combination lamp	Tilting cab	Fully-hydraulic powered steering	Air inlet device
Rotary warning lamp	Reversing radar	Oil filter of hydraulic oil loop	Driver's tool
Reversing buzzer	Reversing image	Full suspension seat	
Back-up lamp	OPS (for driving)		

Optional Devices and Accessories

Common solid tyre	String rod	OPS (for lifting)	Crane jib
User designated color	Weighing system	Fork extension	Slings
Reversing horn speaker			

— 25t-1200 — 20t-1200



CPCD200-250 Wide view mast

Mast name	Max.fork Height (mm)	Loading capacity (CPCD200)(kg)	Loading capacity (CPCD250)(kg)	Overall height (mm)	Tilt angle (F/B)	Remarks
M400	4000	20000	25000	3995	6° /10°	standard equipment
M450	4500	20000	25000	4245	6° /10°	
M500	5000	20000	25000	4495	6° /10°	
M550	5500	20000	25000	4745	6° /10°	
M600	6000	20000	25000	4995	6° /10°	
M650	6500	20000	25000	5245	6° /10°	
M700	7000	20000	25000	5495	6° /10°	
M750	7500	20000	25000	5745	6° /10°	
M800	8000	20000	25000	5995	6° /10°	

Performance specifications

Model		CPCD200	CPCD250
Unit		mm	
Overall dimension	Overall length (with forks)	8742	
	Overall width	3040	
	Overall height (at mast)	3995	
	Overall height (at works)	5995	
Wheel base		4250	
Lift height (standard)		4000	
Min. underclearance		250	
Fork	Length	2440	
	Width	250	
	Thickness	110	
	Adjustable range	820~2700	
Min.turning radius(external)		5920	
Mast tilt angle (fwd/bwd)		6° / 10°	